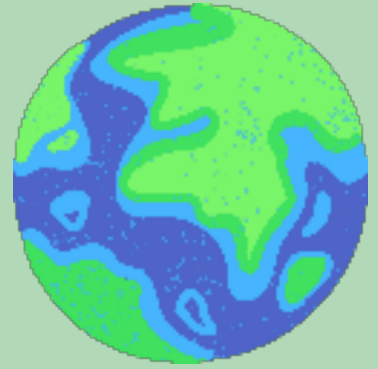




Pesticides or Planet?



Social Scenarios

 **upschool**

A series of social situations designed to allow children to develop the skills of leadership, decision-making and perspective. Let's put ourselves in the shoes of others before making any decisions.

Can you make a decision and keep everyone satisfied?

Created by



Designed in

Canva

Your Instructions

This week, we have an exciting challenge for you! Imagine you're John, the farmer of a very big vegetable farm. Farmers are leaders who often have to make tough decisions, especially when it comes to balancing the use of pesticides and protecting the planet. This week, you'll get to think like a farmer and make a decision that affects everyone around you.

We're going to talk about something called consideration. Consideration means thinking about how your decisions will impact others and the environment. When making decisions, it's important to think about how your choice will affect your farm, the people who eat your vegetables, and the planet. Even though you're the one making the final decision, you want to make sure it's fair and thoughtful.

To get started, read through the information on the following pages. This will help you understand the situation and what's at stake. Once you've read everything, work with your team to come up with the best decision. Then, share your ideas with the class so everyone can discuss and debate. Remember, the key is to think about how your decision will impact others and to use consideration to guide you.

Step	Action
1	Imagine You're the Farmer: Pretend you're John, the farmer of a big vegetable farm.
2	Learn About Consideration: Understand how to think about the impact of your decisions on others and the planet.
3	Read the Scenario: Read the story about the farmer's dilemma (pesticides vs. planet).
4	Work as a Team: Discuss ideas and listen to each other's perspectives.
5	Analyze the Impact: Think about the good and bad outcomes for the farm, consumers, and the environment.
6	Come Up with a Solution: Decide on the best, fairest solution that balances everyone's needs.
7	Prepare a 2-Minute Talk: Plan a short presentation with your team.
8	Present Your Decision: Share your solution with the class.
9	Vote as a Class: Vote anonymously to decide the best solution.
10	Reflect and Discuss: Talk about what you learned and how consideration helped.

Social Scenario #3

Pesticides or Planet?

'I want to grow the best crops, but I don't know the best way to do it'

Let's dive into a story about John, a farmer. After reading, chat with your friends and decide what John should do. Remember, there's no right or wrong answer, but you only have 1 hour to talk it out before sharing with the class!



Read the scenario below and help John decide.

John is a farmer, and he loves growing crops on his family's land. But he has a big problem. Bugs are eating his crops and the ones that do grow are not big enough. Some farmers nearby use a spray called pesticides to keep the bugs away and chemical fertilizers to help the crops grow bigger...and they're selling a lot of veggies because of it.


But John knows something. These sprays can be bad for the ground, the water, and even the air. They can also hurt helpful bugs and birds. John wonders if he should use the sprays to earn more money or find a different way to enhance his crops and sell them, even if it might mean earning less.

What do you think John should do? How can he decide between making more money and taking care of the Earth?

CONSIDERATION is when we can see the world through everyone's eyes.

The Insects

'We love visiting this area. It's where we lay our eggs, but the air and soil is just too toxic for us to survive.'



His Family

'We would love to go on more holidays and buy a bigger house, but we need money to do these things.'



His Customers

'We want the biggest vegetables for the least money. We want value for money.'



These questions may help you make your decision!

- What happens to the land and water when farmers use these sprays too much?
- Do you know how farmers in other places deal with bugs?
- Are there other safe ways to keep bugs away from crops?
- Do you think people would like to buy veggies that don't use sprays?
- Would they pay a little more for them?
- Should there be rules about how much spray a farmer can use?
- How can John still sell lots of veggies without using harmful sprays?
- What happens if many farmers keep using these sprays all the time?
- Can science or new tools help John find a way to deal with the bugs?

key Vocabulary

farmer	sprays
pesticides	veggies
crops	organic
bugs	water
environment	earth

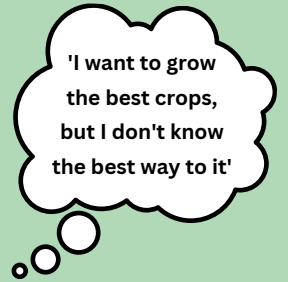


Before you Begin

Here are a few things to remember!

Imagination and Creativity

You are about to imagine that you are somebody else. From this point onwards, you must put yourself in the shoes of John the farmer.



Teamwork and Communication

To make such big decisions like these, you'll need to find a group of people to help you discuss the various options before you make your final decision. Teamwork makes the dream work.

Skills you will Develop

- Empathy
- Global Citizenship
- Active Listening
- Collaboration
- Teamwork
- Critical Thinking
- Leadership
- Perspective



Now, let's get started!

Perspective is Everything

"Before making any decision, it's crucial to put ourselves in the position of those who will be affected by our choice. This is called seeing things from their point of view. By taking the time to genuinely understand their emotions and needs, we can make a decision that is fair and works for everyone involved."



Insects

Follow the flowchart provided below and work together as a team to answer all the questions. Once you have reached a decision, remember to write your key message to the insects at the bottom of the page.



'We love visiting this area, it's where we lay our eggs but the air and soil is just too toxic for us to survive.'

If we use pesticides how will insects be affected?

If we protect the land how will insects be affected?

What are the negative effects?

What are the positive effects?

How can we protect them from the negative impacts?

Overall thoughts

Your message to the insects.



His Family

Follow the flowchart provided below and work together as a team to answer all the questions. Once you have reached a decision, remember to write your key message to the family at the bottom of the page.



'We would love to go on more holidays and buy a bigger house, but we need money to do these things.'

If we use pesticides how will family be affected?

If we protect the land how will family be affected?

What are the negative effects?

[Empty rounded rectangular box for negative effects]

[Empty rounded rectangular box for negative effects]

What are the positive effects?

[Empty rounded rectangular box for positive effects]

[Empty rounded rectangular box for positive effects]

How can we protect them from the negative impacts?

Overall thoughts

Your message to the family.

[Large empty rounded rectangular box for the final message]

The Customers

Follow the flowchart provided below and work together as a team to answer all the questions. Once you have reached a decision, remember to write your key message to the customers at the bottom of the page.



'We want the biggest vegetables for the least money. We want value for money.'

If we use pesticides how will the customers be affected?

If we protect the land how will the customers be affected?

What are the negative effects?

What are the positive effects?

How can we protect them from the negative impacts?

Overall thoughts

Your message to the customers



Sharing Your Decision

Once you have discussed the situation from all perspectives, it is now time to share your decision with the rest of the class. Prepare a **2-minute speech** to communicate your decision, explain the rationale behind it, and outline your plans to ensure everyone's satisfaction. Good luck!



"Good morning, and thank you for allowing me to share a piece of my life on the farm. Today, I stand before you not just as Farmer John, but as a guardian of these vast fields and the rich soil beneath. The question of using pesticides or truly caring for the land is one that fills my heart with concern, love, and an immense responsibility for the land that's been in my family for generations. I want to talk about the choices we make and how they impact the very earth that sustains us, and why I believe in a path that benefits all — the land, the crops, and every little creature that calls it home."



Here are five simple steps on delivering a good speech:

Prepare: Choose a topic you're interested in and gather information. Create an outline with key points and practice speaking it out loud.

Grab attention: Start with an engaging opening, such as a fun fact or thought-provoking question.

Speak clearly and confidently: Use a clear and expressive tone, maintain eye contact, and speak at a moderate pace.

Use visual aids or props (if needed): Enhance your speech with pictures or objects that support your points.

End memorably: Summarize your main points and leave the audience with a memorable conclusion or call to action.



Cast Your Vote


Once all groups have delivered their speeches, it's time for an anonymous class vote to see the public opinion. This is like how democratic nations vote in new leaders or make decisions on how the country should be run. This is your chance to use your voice to make a difference and save the world.

Although this scenario is fictional, one day you will be asked to cast your vote on a real issue that will affect people you have never met. This week, we will practice these essential skills.


As a class, write your decision on a piece of paper, and after everyone has voted, tally the totals and announce the decision to the class. Everyone deserves a voice, and this is your chance to use yours.

YOUR VOICE MATTERS!

ONCE EVERYONE HAS HAD A CHANCE TO SPEAK AND LISTEN,
IT IS THEN TIME TO CAST YOUR VOTE!



Count the votes and discuss the decision that your class has decided upon!

 upschool

