


Penguins or Profits?




Social Scenarios

 **upschool**



A series of social situations designed to allow children to develop the skills of leadership, decision-making and perspective. Let's put ourselves in the shoes of others before making any decisions.



Can you make a decision and keep everyone satisfied?

Created by



Designed in

Canva

Your Instructions

This week, we have an exciting challenge for you! Imagine you're the CEO (Chief Executive Officer) of a big company. CEOs are leaders who sometimes have to make really tough decisions, and this week, you'll get to think like one!

We're going to talk about something called empathy. Empathy means putting yourself in someone else's shoes and trying to understand how they feel. When making big decisions, it's important to think about how your choice will affect everyone involved. Even though you're the one making the final decision, you want to make sure it's fair and thoughtful.

To get started, read through the information on the following pages. This will help you understand the situation and what's at stake. Once you've read everything, work with your team to come up with the best decision. Then, share your ideas with the class so everyone can discuss and debate. Remember, the key is to think about how your decision will impact others and to use empathy to guide you.

Follow the steps below and see if you can make everyone happy!

Step	Action
1	Imagine You're the CEO: Pretend you're the boss of a big company.
2	Learn About Empathy: Understand how others feel when making decisions.
3	Read the Scenario: Read the story or situation provided.
4	Work as a Team: Discuss ideas and listen to each other's perspectives.
5	Analyze the Impact: Think about the good and bad outcomes for everyone.
6	Come Up with a Solution: Decide on the best, fairest solution.
7	Prepare a 2-Minute Talk: Plan a short presentation with your team.
8	Present Your Decision: Share your solution with the class.
9	Vote as a Class: Vote anonymously to decide the best solution.
10	Reflect and Discuss: Talk about what you learned and how empathy helped.

SOCIAL SCENARIO #1

PROFIT OR PENGUINS?

'I love penguins but my company needs to make money?'

Read the social scenario below and as a group, decide what you think the best option would be. You have only 1 hour to make your decision and share it with the class for debate!!

Read the scenario below and help John make this difficult decision

John Smith, the CEO of a mining company, is facing a difficult decision. The mining company has an opportunity to extract valuable minerals worth \$50 million from a piece of land in South Georgia that is also home to a penguin colony of 10,000. If they approve the mining, it could potentially harm the penguins and their environment. If they refuse the mining, it could have negative economic consequences for the company and the community, resulting in job losses for 100 workers.

WHAT DO YOU THINK?

Empathy is When we Consider Everyone's Opinion.

THE PENGUINS

'This land has been our home for over 50 million years.'

THE WORKERS

'This job helps me to feed my family and send my kids to school.'

THE INVESTORS

'If the company does not make money we will lose millions.'

These questions may help you make your decision!

1. What are the potential benefits and drawbacks of mining the land in South Georgia?
2. How might mining the land impact the penguin colony and their environment?
3. How might refusing the mining project impact the community and the workers?
4. What are the effects of both options in 1, 10, 50 and 100 years from now?
5. What are the ethical implications of both options, and how might they affect the reputation of the mining company?
6. Why are the minerals so important? Is there another way to get the same result from other means?
7. Is there a way to make everyone happy in this scenario?

KEY VOCABULARY


ENVIRONMENT	JOURNEY
EMPLOYMENT	PROFIT
EMPATHY	INVESTOR
PERSPECTIVE	REPUTATION
FUTURE	ETHICS

Before you Begin

Here are a few things to remember!

Imagination and Creativity

You are about to imagine that you are somebody else. From this point onwards, you must put yourself in the shoes of John the CEO.



Teamwork and Communication

To make such big decisions like these, you'll need to find a group of people to help you discuss the various options before you make your final decision. Teamwork makes the dream work.



Skills you will Develop

- Empathy
- Global Citizenship
- Active Listening
- Collaboration
- Teamwork
- Critical Thinking
- Leadership
- Perspective

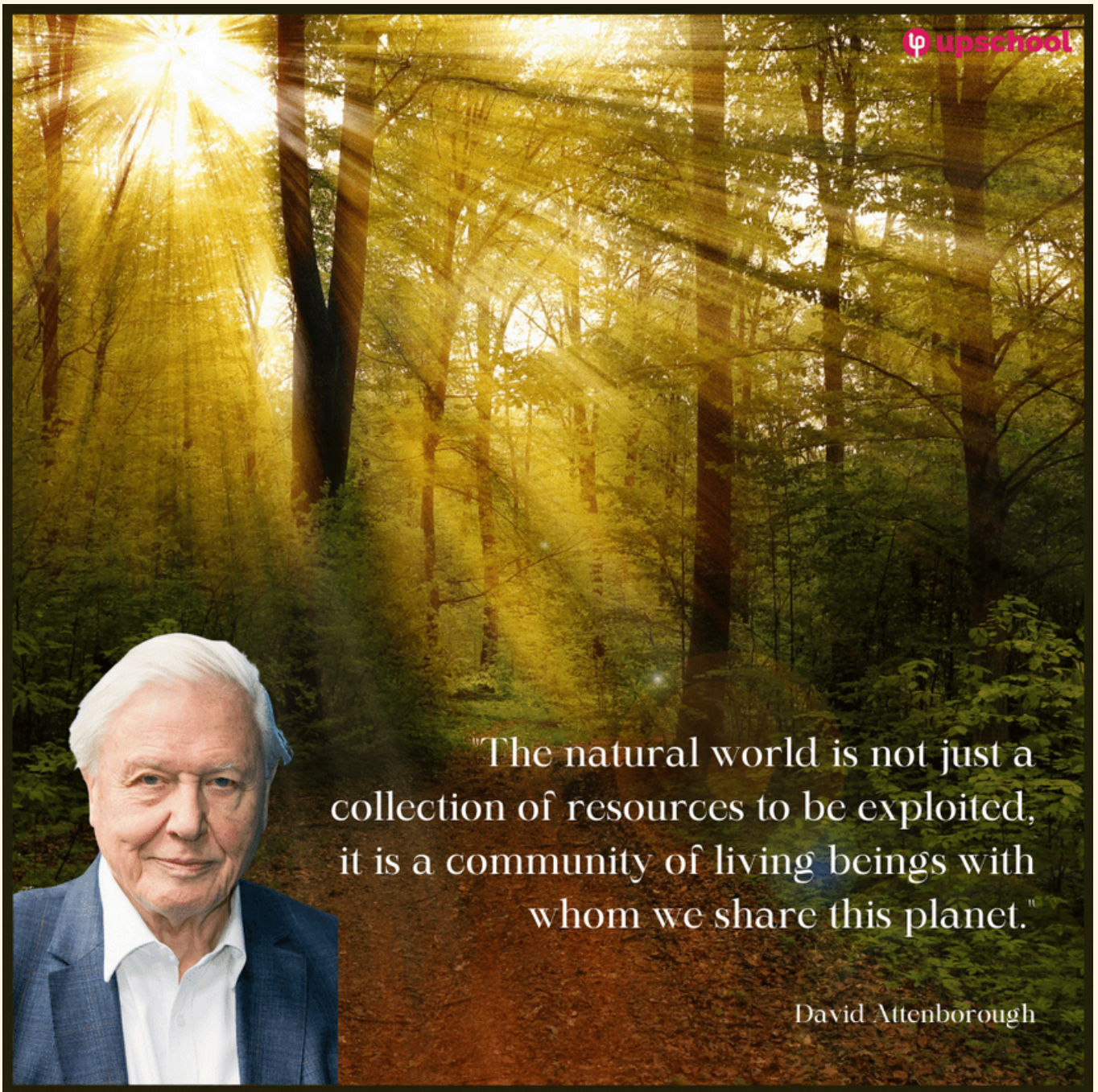


Now, let's get started!

Perspective is Everything

"Before making any decisions, we need to see the world through the eyes of the people who will be affected by our choice. This is called perspective. When we take the time to understand how others feel and what they need, we can make a decision that is fair and works for everyone."

upschool



"The natural world is not just a collection of resources to be exploited, it is a community of living beings with whom we share this planet."

David Attenborough

Penguins

Follow the flowchart provided below and work together as a team to answer all the questions. Once you have reached a decision, remember to write your key message to the penguins at the bottom of the page.



'This land has been our home for over 50 million years.'



If we mine the land how will penguins be affected?

If we protect the land how will penguins be affected?

What are the negative effects?

Empty rounded rectangular box for negative effects of mining.

Empty rounded rectangular box for negative effects of protection.

What are the positive effects?

Empty rounded rectangular box for positive effects of mining.

Empty rounded rectangular box for positive effects of protection.

How can we protect them from the negative impacts?

Overall thoughts

Your message to the penguins.

Large empty rounded rectangular box for the final message to the penguins.



Miners

Follow the flowchart provided below and work together as a team to answer all the questions. Once you have reached a decision, remember to write your key message to the Miners at the bottom of the page.



'This job helps me to feed my family and send my kids to school.'

If we mine the land how will miners be affected?

If we protect the land how will miners be affected?

What are the negative effects?

What are the positive effects?

How can we protect them from the negative impacts?

Overall thoughts

Your message to the Miners.

Investors

Follow the flowchart provided below and work together as a team to answer all the questions. Once you have reached a decision, remember to write your key message to the Investors at the bottom of the page.



'If the company does not make money we will lose millions.'

If we mine the land how will investors be affected?

If we protect the land how will investors be affected?

What are the negative effects?

What are the positive effects?

How can we protect them from the negative impacts?

Overall thoughts

Your message to the investors

Sharing Your Decision

Once you have discussed the situation from all perspectives, it is now time to share your decision with the rest of the class. Prepare a **2-minute speech** to communicate your decision, explain the rationale behind it, and outline your plans to ensure everyone's satisfaction. Good luck!



'Good morning, and thank you for giving me this opportunity to speak from my heart about something that truly matters to me. Today, I stand before you as the CEO of this major organisation with a decision that holds the fate of the enchanting penguins in South Georgia. It's a decision that fills me with passion, empathy, and a deep sense of responsibility for our planet and all its marvellous creatures. Please allow me to share the heartfelt reasons behind our decision and how we believe that everyone can benefit.'



Here are five simple steps on delivering a good speech:

Prepare: Choose a topic you're interested in and gather information. Create an outline with key points and practice speaking it out loud.

Grab attention: Start with an engaging opening, such as a fun fact or thought-provoking question.

Speak clearly and confidently: Use a clear and expressive tone, maintain eye contact, and speak at a moderate pace.

Use visual aids or props (if needed): Enhance your speech with pictures or objects that support your points.

End memorably: Summarize your main points and leave the audience with a memorable conclusion or call to action.

Cast Your Vote

Once all groups have delivered their speeches, it's time for an anonymous class vote to see the public opinion. This is like how democratic nations vote in new leaders or make decisions on how the country should be run. This is your chance to use your voice to make a difference and save the world.

Although this scenario is fictional, one day you will be asked to cast your vote on a real issue that will affect people you have never met. This week, we will practice these essential skills.

As a class, write your decision on a piece of paper, and after everyone has voted, tally the totals and announce the decision to the class. Everyone deserves a voice, and this is your chance to use yours.

